


PRESENTATION OF THE LORD

"Now, Master, you may
let your servant go in peace,
according to your word,
for my eyes have seen your
salvation,
which you prepared
in the sight of all the peoples:
a light for revelation
to the Gentiles,
and glory for your people Israel."
- Luke 2:23-32

USE YOUR OWN:

Markers or crayons




INCLUDED:


Wooden Family Tree


Air-Dry Clay

Sticker sheet




2. Color the names of some of the important people in Jesus' family tree. Abraham, Jesse, David, Mary, Joseph, Jesus, and you. Color them anyway you like.





3. We use trees as a symbol to represent family history and how we are related. Put the stickers on the tree to show a small piece of Jesus' family tree. Presenting a child in the temple was an important Jewish tradition. Simeon and Anna could instantly recognize that Jesus was the Messiah.

4. Mold your air dry clay into a ball. Push the tree into the top and place it upright. Let it dry for at least 24 hours for the clay to harden. If you wish, paint the clay or decorate the tree more with parts of your family tree. Use the tree to help remember some of the people who were in Jesus' family.



Q

1. Who are some of the people that are important in your family history?
2. How does Simeon react when he sees Jesus?
3. What did the Holy Family do after this?

A

1. Share about your own family.
2. He sees that this is Christ, the Messiah, and asked to go in peace.
3. They went home to Nazareth for Jesus to grow strong, filled with wisdom, and with the favor of God upon him.