

JULY 25: LOAVES & FISH BASKET

17TH SUNDAY OF ORDINARY TIME

INCLUDED:

- Basket template
- Raffia strings
- Loaves and fish template

USE YOUR OWN:


- Scissors
- Markers or crayons



JOHN 6:1-15

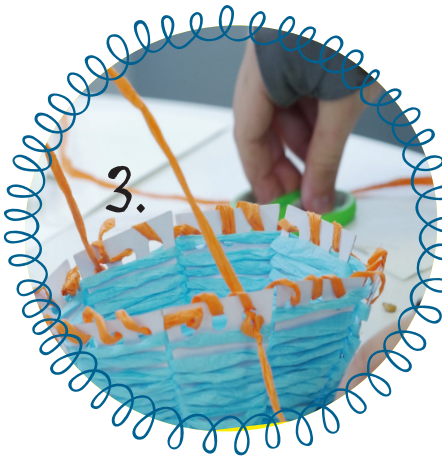
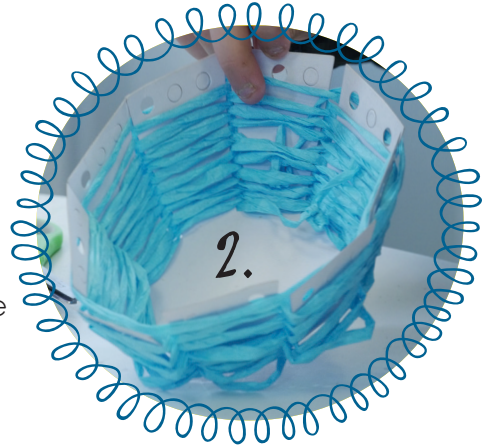
Jesus went across the Sea of Galilee. A large crowd followed him, because they saw the signs he was performing on the sick. Jesus went up on the mountain, and there he sat down with his disciples. The Jewish feast of Passover was near. When Jesus raised his eyes and saw that a large crowd was coming to him, he said to Philip, "Where can we buy enough food for them to eat?" He said this to test him, because he himself knew what he was going to do. Philip answered him, "Two hundred days' wages worth of food would not be enough for each of them to have a little." One of his disciples, Andrew, the brother of Simon Peter, said to him, "There is a boy here who has five barley loaves and two fish; but what good are these for so many?" Jesus said, "Have the people recline."

Now there was a great deal of grass in that place. So the men reclined, about five thousand in number. Then Jesus took the loaves, gave thanks, and distributed them to those who were reclining, and also as much of the fish as they wanted. When they had their fill, he said to his disciples, "Gather the fragments left over, so that nothing will be wasted." So they collected them, and filled twelve wicker baskets with fragments from the five barley loaves that had been more than they could eat. When the people saw the sign he had done, they said, "This is truly the Prophet, the one who is to come into the world." Since Jesus knew that they were going to come and carry him off to make him king, he withdrew again to the mountain alone.



1. Fold the 'arms' up to form a bowl-like shape. Unroll the big bundle of raffia. Tie one end of the raffia to the base of one of the arms, and weave the raffia in and out of the basket arms until you get to the top of the basket.

2. Secure the raffia's end by tucking it into the weaving and tying at the base. Poke out the holes in the tops of the arms. Tie the end of the smaller bundle of raffia to one of the holes.



3. Weave the end of the raffia over the basket's top and through the holes. You can make a creative pattern! Tuck the end through your basket weaving and tie it off or make the extra into a handle.

4. Color in the loaves and the fish, and cut them out. Put the loaves and fish in the basket to remember how Jesus multiplied the loaves and fish to feed the crowd. Think about all the ways that Jesus takes care of us, as well.

